







# BBD Throttle Shaft Bushing Repair Step By Step Photos:

After removing throttle plate & shaft clean in carb cleaner






Clamp screwdriver in vice that will fit throttle screw slots firmly.



Place throttle plate screw on screwdriver with slot & screwdriver blade engaged & beat other end of screw with ball bean hammer



Contact points

Hold completed throttle assembly up to light to confirm uniform contact areas and clearances



Hi Temp RTV